


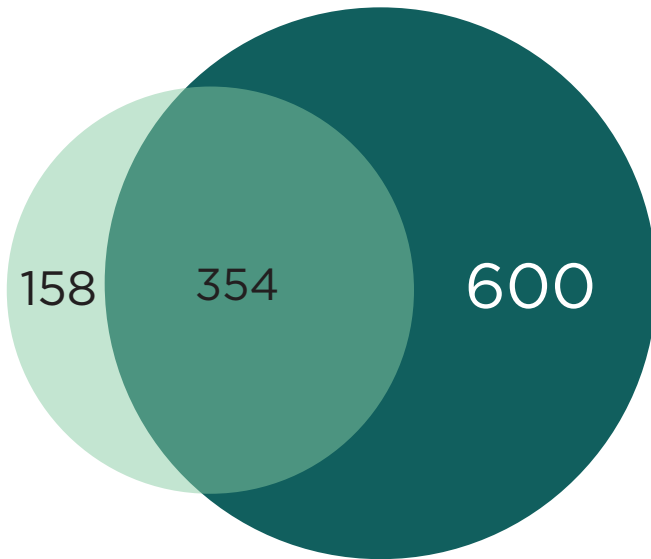
ICER SERVICE REPORT

NOV 2020

NUMBER OF RESEARCHERS UTILIZING ICER'S SERVICES



Developer/Login Nodes Batch Queue/Cluster



NUMBER OF USERS ACCESSING ICER COMPUTE SERVICES

This figure shows a breakdown of users who accessed ICER compute services:

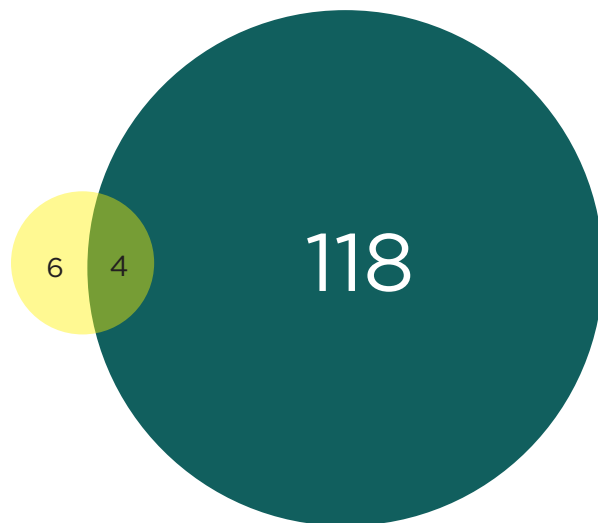
354 users accessed the developer nodes to submit jobs to the queue.

600 interactive users utilized only ICER developer nodes to do their work. This includes users who:

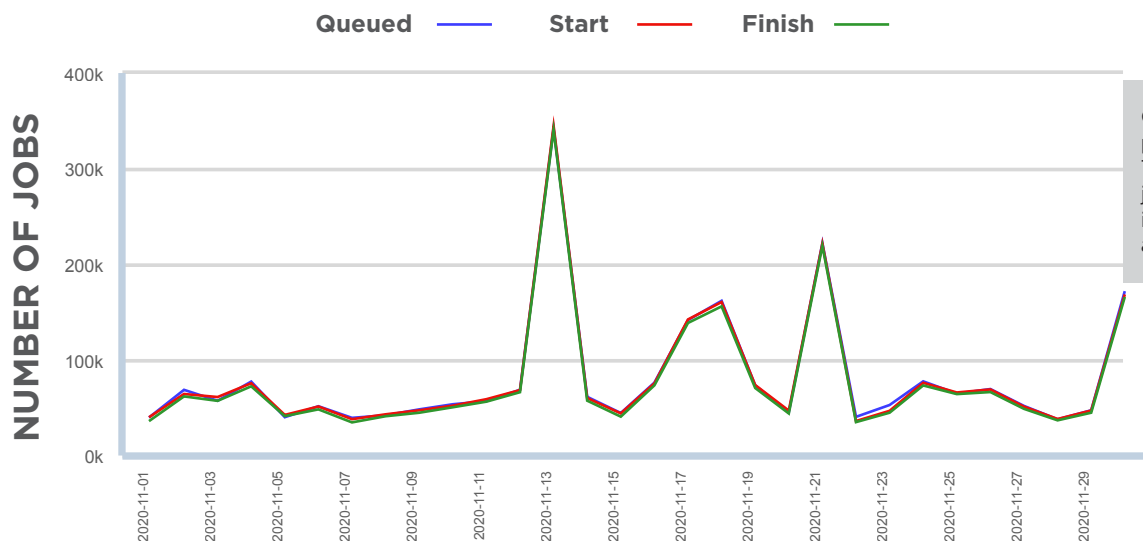
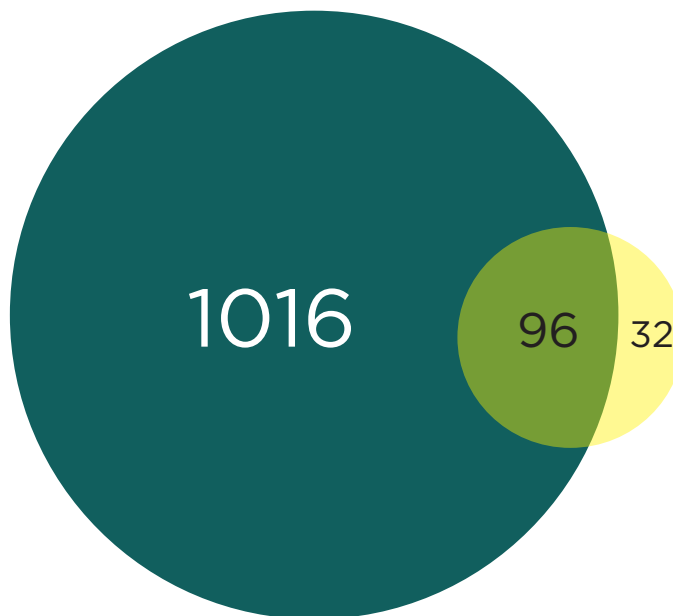
- > Only need access to software (ex. Matlab, mathematica)
- > Still in the software development process and have not submitted a job
- > Find development nodes sufficient for their research.

NUMBER OF USERS ACCESSING ICER SUPPORT SERVICES

Users with Tickets Office Hours

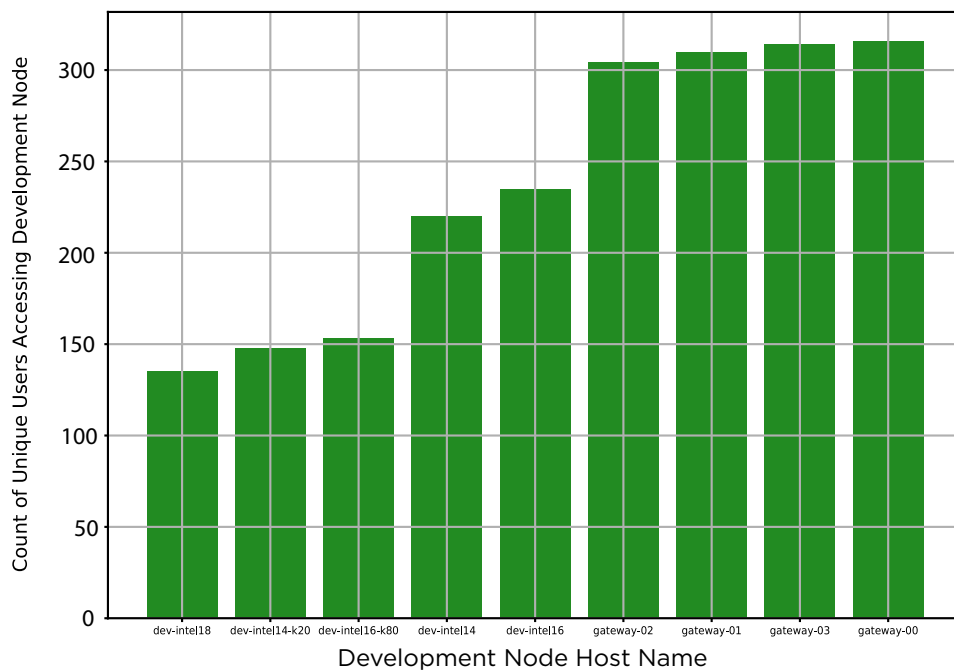


COMPARISON BETWEEN NUMBER OF USERS USING ICER SUPPORT AND COMPUTE SERVICE



On a typical day, the scheduler processes approximately 239,704 jobs. This includes jobs that are queued, jobs that start and jobs that end. Put in another way, the scheduler manages approximately 166 jobs per minute.

COUNT OF UNIQUE USERS ACCESSING DEVELOPMENT NODES



TICKET ACTIVITY SUMMARY




Tickets Created



Tickets Updated



Tickets Resolved



Open Tickets

TICKET MESSAGE SUMMARY



466

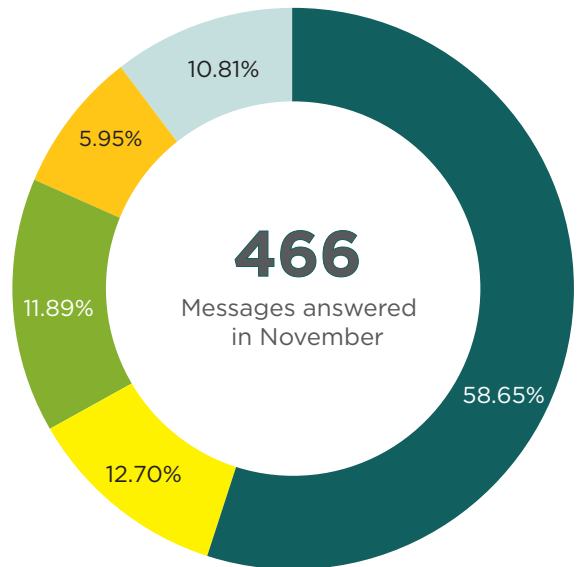
Total Users' Messages



502

Total ICER's Messages

TICKET RESOLUTION STATISTIC



- Messages answered within 5 hours
- Messages answered within 5 - 12 hours
- Messages answered within 12 hours - 24 hours
- Messages answered within 24 hours - 2 day
- Messages answered in more than 2 days

AUGUST TICKET HIGHLIGHTS



XIAOGE WANG
Research Consultant
SOFTWARE INSTALLATION

40

New User Accounts created
in NOVEMBER

Report Contributors:

Camille Archer
Chun-Min Chang
Jim Leikert
Xiaoxing (Adele) Han