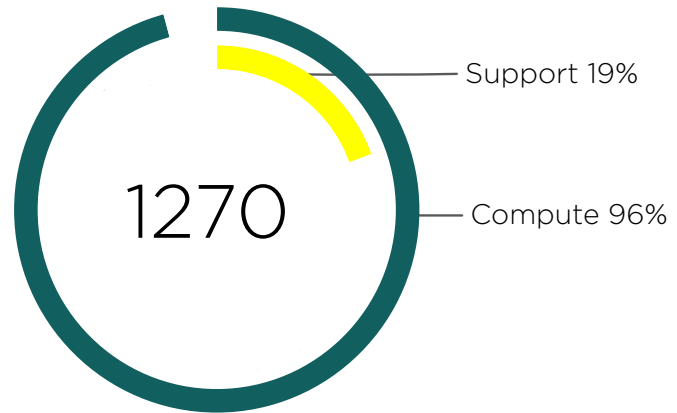


# ICER SERVICE REPORT

August 2022

## NUMBER OF RESEARCHERS UTILIZING ICER'S SERVICES



Batch Queue/Cluster      Developer/Login Nodes



## NUMBER OF USERS ACCESSING ICER COMPUTE SERVICES

This figure shows a breakdown of users who accessed ICER compute services:

**387 users accessed the developer nodes to submit jobs to the queue.**

**731 interactive users utilized only ICER developer nodes to do their work.** This includes users who:

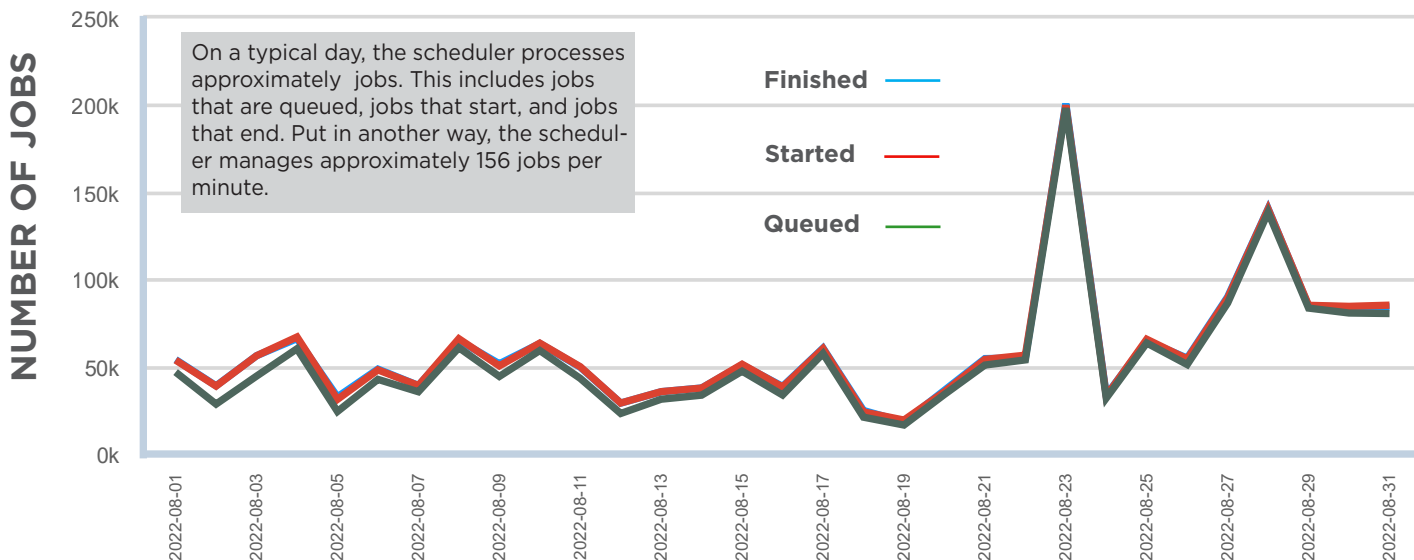
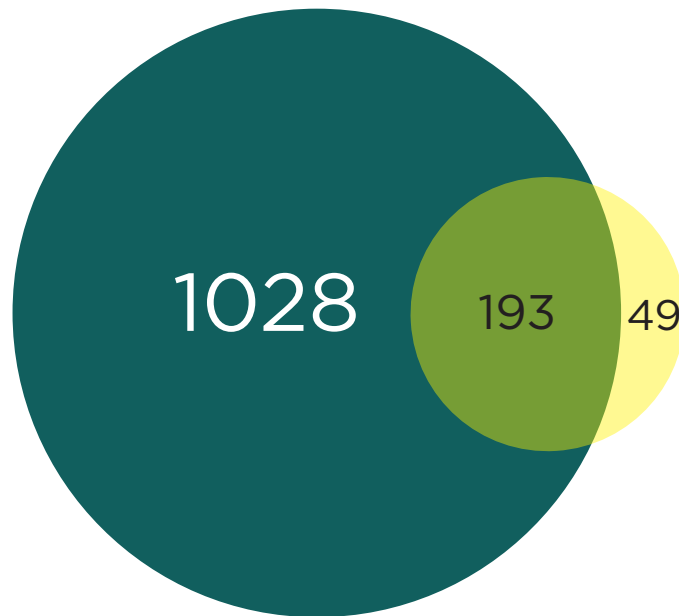
- > Only need access to software (ex. Matlab, mathematica)
- > Are still in the software development process and have not submitted a job
- > Find development nodes sufficient for their research.

# 84

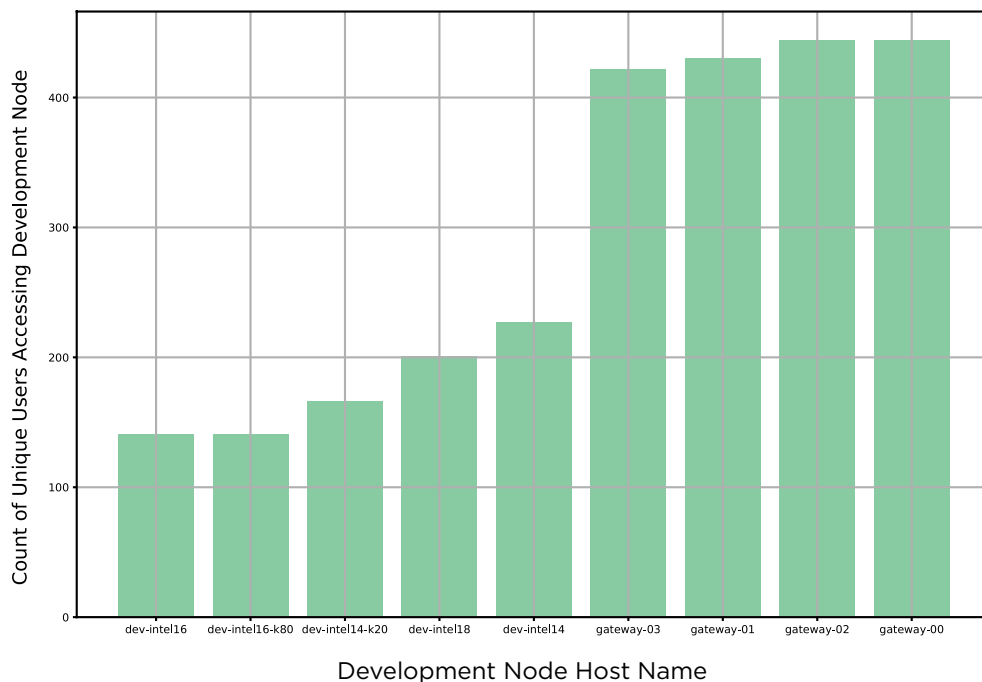
New User Accounts created  
in August

### COMPARISON BETWEEN NUMBER OF USERS USING ICER SUPPORT AND COMPUTE SERVICE

- Compute
- Support




### COUNT OF UNIQUE USERS ACCESSING DEVELOPMENT NODES



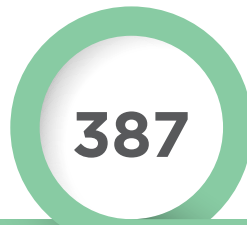
TICKET ACTIVITY SUMMARY




Tickets Created



Tickets Updated



Tickets Resolved



Open Tickets

TICKET MESSAGE SUMMARY

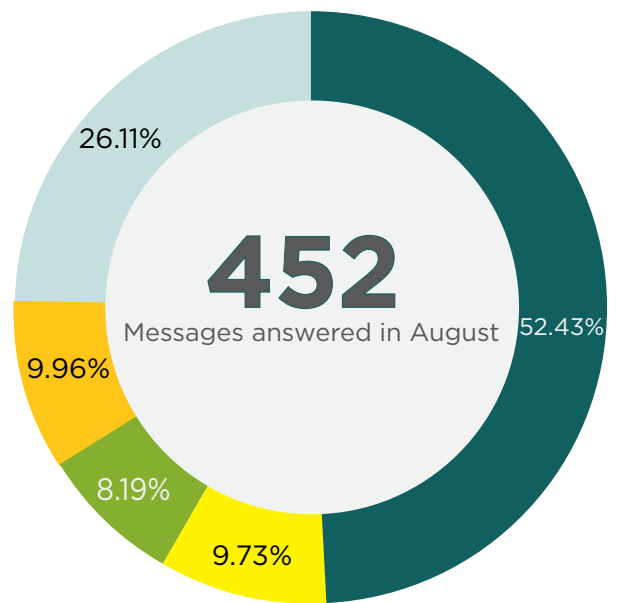


915  
Total Users' Messages



618  
Total ICER's Messages

TICKET RESOLUTION DATA



- Messages answered within 5 hours
- Messages answered within 5 - 12 hours
- Messages answered within 12 hours - 24 hours
- Messages answered within 24 hours - 2 day
- Messages answered in more than 2 days

SEPTEMBER TOPIC OF THE MONTH



**NICHOLAS PANCHY**  
 Research Consultant  
**INTRODUCING LAB  
 NOTEBOOKS IN USER  
 DOCUMENTATION**

Report Contributors:  
 Michelle David  
 Jim Leikert  
 Kylie McClung